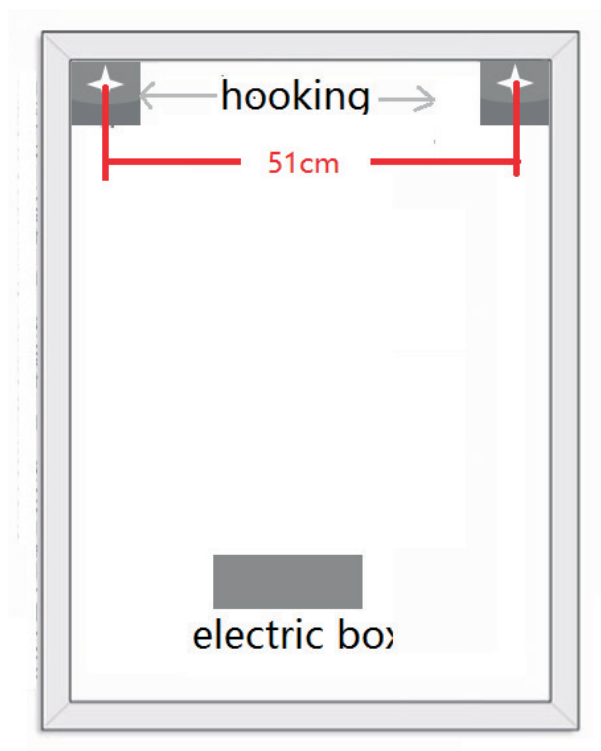
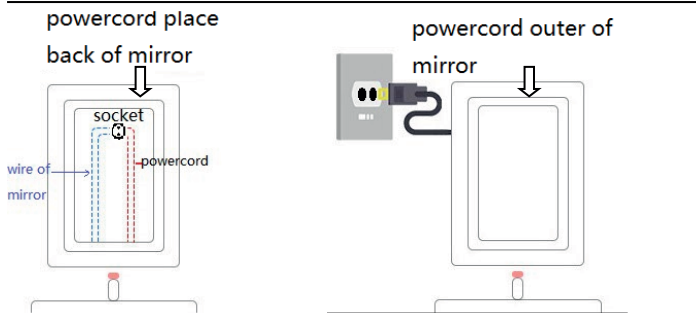
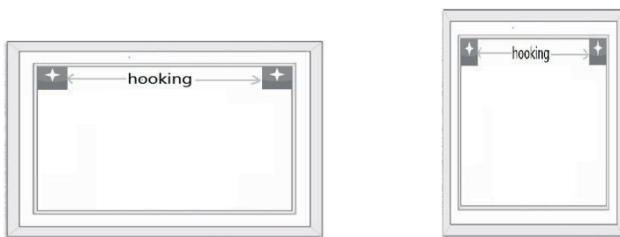


60x80 cm





Manual for Rectangular Mirror



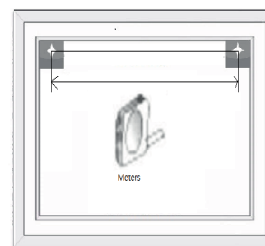
Necessary tools before Install




Impact drills hammer screw driver meter

Installation step

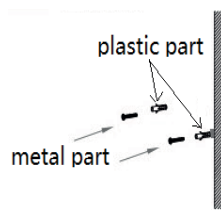
How to Make holes on the wall



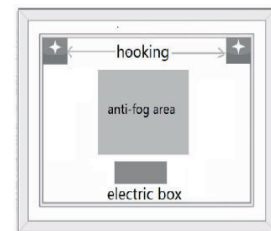
measure the exact distance between two hookings



marking same distance on wall as above drawing. make sure two cross stay on horizon. then make holes at cross points



put the setscrew inside wall



hange up mirror on setscrew

if you mirror has this function

Testing Mirror working



time anti-fog light

press both anti-fog key and light key to adjust time and please note that time and temperature will be auto-cycle displaying every 15 seconds